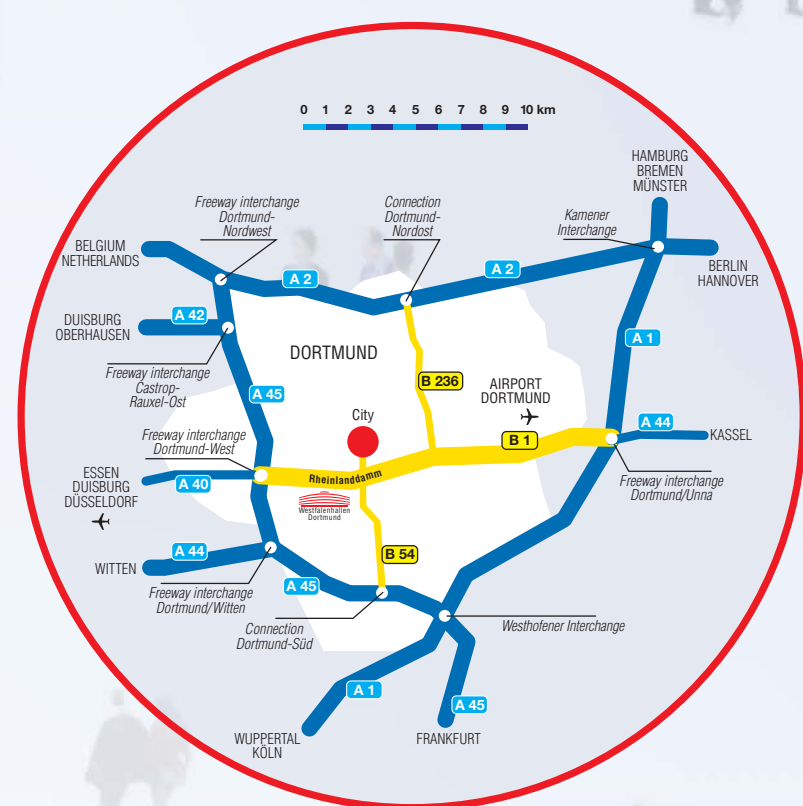




## Easy to reach



### BY AIR

Dortmund Airport:  
Direct connections from and to numerous European cities.  
Distance from the Westfalenhallen Dortmund exhibition grounds:  
12 km  
Information: +49 (0)231/9 21 31 40 and on [www.dortmund-airport.de](http://www.dortmund-airport.de)



### AirportExpress

The bus shuttle service is available during the following exhibitions: JAGD & HUND, INTERMODELLBAU, Inter-tabac, Proform and #railtec and operates four times a day – twice in the morning and twice in the afternoon.  
The stops for the bus service are located at the airport immediately next to the main entrances to the departure hall and at the fair close to the exhibition grounds on the B1.  
**Other airports:**  
Düsseldorf: 63 km, Cologne/Bonn: 96 km



### BY RAIL

The Westfalenhallen Dortmund can be reached easily by all means of rail transport: by ICE, Intercity and Eurocity from nearly all big cities to the main railway station in Dortmund.  
Information: 11 8 61 or +49 (0)800/1 50 70 90 and on [www.bahn.de](http://www.bahn.de).  
From Dortmund main railway station take the underground railway U 45 direction Westfalenhallen.



### BY LOCAL PUBLIC TRANSPORT

You can reach the venue in 10 minutes by taking the underground railway U 45 line (direction Westfalenhallen) from the main railway station and alighting at the "Westfalenhallen" station.  
The U 46 line takes you from the Dortmund city centre (Reinoldikirche or Stadtgarten stations) in approx. 5 minutes to the "Westfalenhallen" station.  
Alternatively, you can travel on the U 42 line (direction Hombruch) and get off at the Theodor-Fliedner-Heim station. The station is only a few minutes walking distance from the exhibition grounds.

The way to the Westfalenhallen is signposted at the stations mentioned above. All stations are handicapped-friendly.  
Information: +49 (0)1803/ 50 40 30 and on [www.bus-und-bahn.de](http://www.bus-und-bahn.de)



### BY ROAD

Direct link on the B1 (A 40) to the motorways

- A 1** (Hansalinie),
- A45** (Sauerlandlinie),
- A 2** (Berlin–Hanover–Dortmund–Oberhausen),
- A42** (Duisburg–Dortmund),
- B1** (A44) (Dortmund–Kassel)

Please follow the signs to Dortmund, and the Westfalenhallen signs on the motorways. Details can be taken from the motorway sketch. If you are using a navigation system, enter "Strobelallee 45" for the destination.

Parking spaces for approx. 8.800 cars and buses are available close to the Westfalenhallen.




### MesseExpress

The bus shuttle service is available during the following exhibitions: INNOWA, JAGD & HUND, INTERMODELLBAU and Boulevard.DORTMUNDER HERBST.

Use our MesseExpress, free-of-charge, to conveniently reach the halls from the parking area.

You can, of course, also use the shuttle service upon completion of your visit in order to get back to your parking space. The express departs 30 minutes before the fair opens and operates every 10 minutes for the whole duration of the fair. It starts on its last trip 15 minutes after closure.

Further Information you can find on [www.westfalenhallen.de](http://www.westfalenhallen.de)



4/08



Easy to reach

**Westfalahallen Dortmund GmbH**

Postfach 10 44 44 · 44044 Dortmund  
Strobelallee 45 · 44139 Dortmund  
Telephone +49 (0)231/12 04-0 · Fax +49 (0)231/12 04-444  
E-Mail: info@westfalahallen.de  
Internet: www.westfalahallen.de

- **Messe (Trade Fair) Westfalahallen Dortmund GmbH**  
Telephone +49 (0)231/12 04-521 · Fax +49 (0)231/12 04-678
- **Parkhotel & Kongresszentrum Westfalahallen GmbH**  
Telephone +49 (0)231/12 04-245 · Fax +49 (0)231/12 04-555
- **Veranstaltungszentrum (Event Centre) Westfalahallen GmbH**  
Telephone +49 (0)231/12 04-359 · Fax +49 (0)231/12 04-560
- **Olympiastützpunkt (Olympics Support Centre) Westfahlen GmbH**  
Telephone +49 (0)231/12 04-7700 · Fax +49 (0)231/12 04-7720

**Accommodation/Room Reservation**

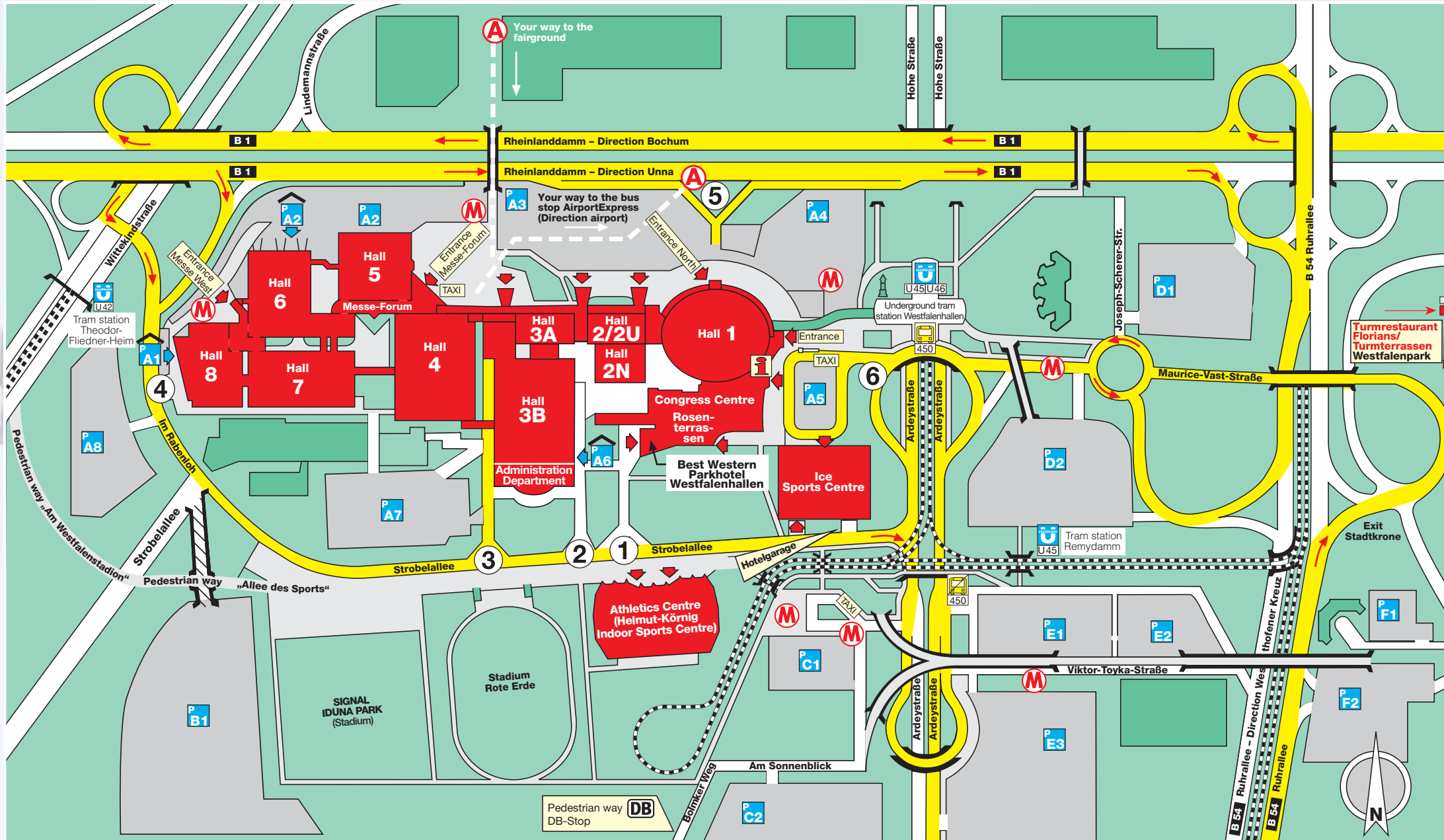
Best Western Parkhotel Westfalahallen  
Tel.: +49 (0)231/1204-245  
Fax: +49 (0)231/1204-555








and/or

DORTMUNDtourismus  
Tel.: +49 (0)231/18 999-111  
Fax: +49 (0)231/18 999-333  
info@dortmund-tourismus.de  
www.dortmund-tourismus.de



© Westfalahallen Dortmund GmbH 4/2008



 <b>Parking</b>	 <b>Underground Tram Station</b> (with Line no.)	 <b>Bus stop</b> (with Line no.)	 <b>Bus stop</b> (exit only)	 <b>MesseExpress Stop*</b>	 <b>Entrance</b>
				 <b>AirportExpress Stop*</b>	

\*The service only operates during selected trade fairs/exhibitions

- Access**
- |   |                            |
|---|----------------------------|
| ① Access South 1 (Best Western Parkhotel) | ④ Access West (if needed)  |
| ② Access South 2                          | ⑤ Access North (if needed) |
| ③ Access South 1 (if needed)              | ⑥ East                     |